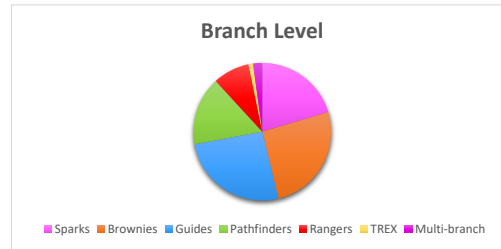


GGC-FSA Diversity & Inclusion Contact Guider Survey Results - March 2018

Q1 What branch level is your unit?

81 responses

ANSWER CHOICES	RESPONSES	
Sparks	23.46%	19
Brownies	29.63%	24
Guides	29.63%	24
Pathfinders	18.52%	15
Rangers	9.88%	8
TREX	1.23%	1
Multi-branch	2.47%	2
Other (please specify)	0.00%	0



Q2 In what city/community/neighbourhood does your Unit meet?

80 responses

RESPONSES	DATE
Abbotsford	2/11/2018 10:53 PM
Abbotsford	2/11/2018 5:53 PM
Abbotsford	2/11/2018 8:46 PM
Abbotsford	2/12/2018 4:17 PM
Abbotsford	2/12/2018 8:30 PM
Abbotsford	2/13/2018 1:34 PM
Abbotsford	2/17/2018 9:46 AM
Abbotsford	2/19/2018 1:35 PM
Abbotsford	2/19/2018 4:35 PM
Abbotsford	2/19/2018 8:00 AM
Abbotsford	2/20/2018 8:50 AM
Agassiz	2/14/2018 12:05 AM
Aldergrove	2/11/2018 7:53 PM
Aldergrove	2/12/2018 12:08 AM
Aldergrove	2/13/2018 9:21 AM
Aldergrove	2/18/2018 10:27 AM
Aldergrove	2/19/2018 2:44 PM
Chilliwack	2/11/2018 11:55 PM
Chilliwack	2/11/2018 6:34 PM
Chilliwack	2/12/2018 12:49 PM
Chilliwack	2/20/2018 1:12 PM
Chilliwack	2/21/2018 12:49 AM
Chilliwack	2/23/2018 11:21 PM
Chilliwack Promontory	2/11/2018 5:12 PM
Chilliwack Promontory	2/16/2018 5:11 PM
Fort Langley	2/26/2018 7:03 PM
Fort Langley	3/1/2018 3:54 PM
Langley	2/11/2018 11:06 PM
Langley	2/11/2018 7:04 PM
Langley	2/11/2018 9:04 PM
Langley	2/12/2018 11:51 PM
Langley	2/15/2018 6:23 PM
Langley	2/16/2018 4:53 PM
Langley	2/16/2018 5:09 PM
Langley	2/16/2018 5:19 PM
Langley	2/16/2018 7:01 PM
Langley	2/17/2018 9:07 PM
Langley - Willoughby	2/11/2018 4:53 PM
Langley - Willoughby	2/11/2018 6:58 PM
Langley - Willoughby	2/16/2018 5:46 PM

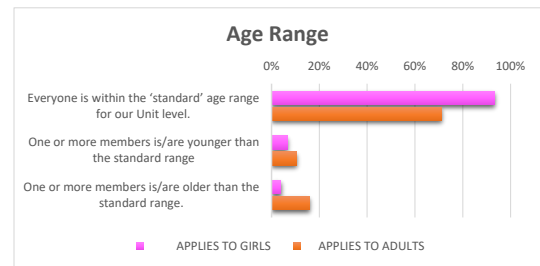
RESPONSES	DATE
Langley/Abbotsford	2/13/2018 12:55 PM
North Delta	2/16/2018 4:59 PM
North Delta	2/11/2018 5:10 PM
North Delta	2/11/2018 6:09 PM
North Delta	2/11/2018 6:23 PM
North Delta	2/12/2018 9:59 AM
North Delta	2/17/2018 2:15 PM
North Delta	2/19/2018 3:08 PM
Sardis	2/11/2018 5:41 PM
South Surrey	2/13/2018 10:46 AM
South Surrey	2/18/2018 1:50 AM
South Surrey	2/18/2018 4:00 PM
South Surrey- Ocean Park	2/11/2018 5:17 PM
Surrey	2/11/2018 10:37 PM
Surrey	2/11/2018 5:04 PM
Surrey	2/11/2018 5:18 PM
Surrey	2/11/2018 7:25 PM
Surrey	2/11/2018 8:53 PM
Surrey	2/12/2018 5:54 AM
Surrey	2/13/2018 9:42 AM
Surrey	2/18/2018 10:21 PM
Surrey	2/20/2018 12:28 AM
Surrey	2/23/2018 11:19 AM
Surrey - Cloverdale	2/11/2018 10:07 PM
Surrey - Cloverdale	2/11/2018 4:58 PM
Surrey - Cloverdale	2/12/2018 10:35 AM
Surrey - Cloverdale	2/12/2018 4:06 PM
Surrey - Cloverdale	2/12/2018 9:54 AM
Surrey - Cloverdale	2/15/2018 10:15 AM
Surrey - Cloverdale	2/16/2018 4:50 PM
Surrey - Cloverdale	2/16/2018 5:01 PM
Surrey - Cloverdale	2/16/2018 8:42 PM
Surrey - Fleetwood	2/19/2018 10:24 AM
Surrey - Fraser Heights	2/11/2018 9:39 PM
Surrey - Guildford	2/11/2018 5:14 PM
Surrey - Newton	2/12/2018 6:17 PM
Various	2/14/2018 9:55 AM
White Rock	2/11/2018 8:21 PM
White Rock	2/14/2018 10:14 PM
Yarrow	2/11/2018 10:43 PM

Abbotsford	11
Agassiz	1
Aldergrove	5
Chilliwack	8
Fort Langley	2
Langley	14
North Delta	7
Sardis	1
South Surrey/White Rock	6
Surrey	23
Yarrow	1
Various	1
TOTAL	80

Q3 Age (girls within the age range of Unit level/adults between ~25 to 55 years)

76 responses

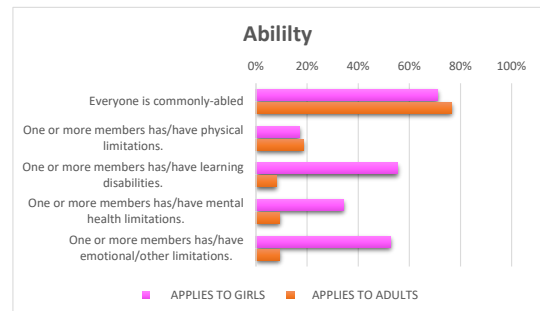
	APPLIES TO GIRLS	APPLIES TO ADULTS	TOTAL RESPONDENTS
Everyone is within the 'standard' age range for our Unit level.	93.42%	71.05%	98.68%
	71	54	75
One or more members is/are younger than the standard range	6.57%	10.52%	16.04%
	5	8	13
One or more members is/are older than the standard range.	3.94%	15.78%	16.04%
	3	12	13



Q4 Ability (people of 'common' physical, emotional, mental abilities):

76 responses

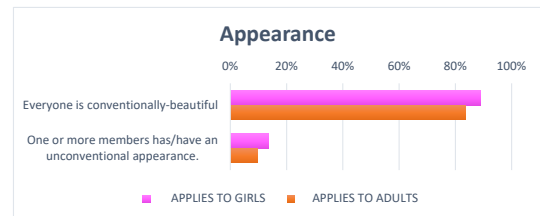
	APPLIES TO GIRLS	APPLIES TO ADULTS	TOTAL RESPONDENTS
Everyone is commonly-abled	71.05%	76.31%	88.15%
	54	58	67
One or more members has/have physical limitations.	17.11%	18.42%	30.26%
	13	14	23
One or more members has/have learning disabilities.	55.26%	7.89%	57.89%
	42	6	44
One or more members has/have mental health limitations.	34.21%	9.21%	34.21%
	26	7	26
One or more members has/have emotional/other limitations.	52.63%	9.21%	53.94%
	40	7	41



Q5 Appearance (people of 'conventional' beauty):

73 responses

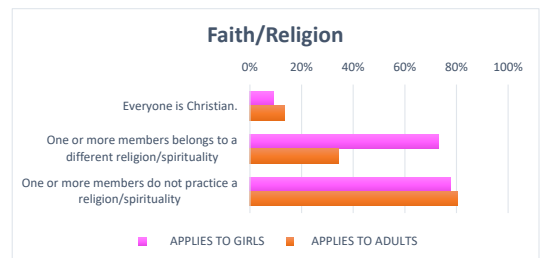
	APPLIES TO GIRLS	APPLIES TO ADULTS	TOTAL RESPONDENTS
Everyone is conventionally-beautiful	89.04%	83.56%	93.15%
	65	61	68
One or more members has/have an unconventional appearance.	13.69%	9.58%	20.54%
	10	7	15



Q6 Faith / Religion (people of the Christian religion):

67 responses

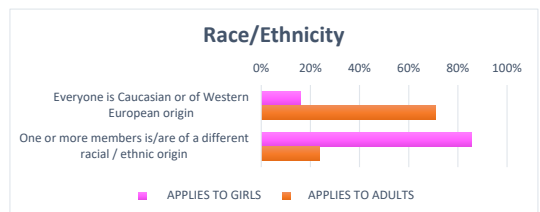
	APPLIES TO GIRLS	APPLIES TO ADULTS	TOTAL RESPONDENTS
Everyone is Christian.	8.95%	13.43%	13.43%
	6	9	9
One or more members belongs to a different religion/spirituality	73.13%	34.32%	73.13%
	49	23	49
One or more members do not practice a religion/spirituality	77.61%	80.59%	89.55%
	52	54	60



Q7 Race / Ethnicity (people of Caucasian / Western European origin):

76 responses

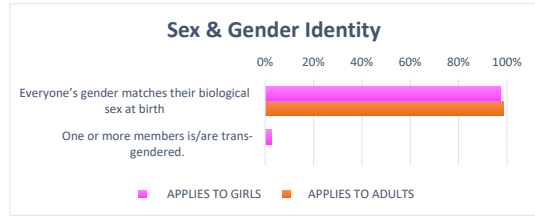
	APPLIES TO GIRLS	APPLIES TO ADULTS	TOTAL RESPONDENTS
Everyone is Caucasian or of Western European origin	15.78%	71.05%	72.36%
	12	54	55
One or more members is/are of a different racial / ethnic origin	85.52%	23.68%	85.52%
	65	18	65



Q8 Sex & Gender Identity (people whose gender matches their biological sex at birth)

74 responses

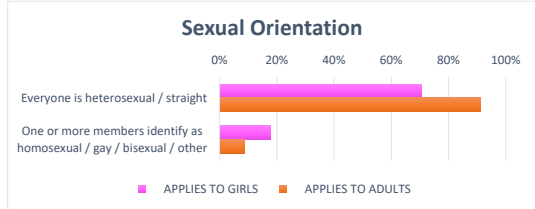
	APPLIES TO GIRLS	APPLIES TO ADULTS	TOTAL RESPONDENTS
Everyone's gender matches their biological sex at birth	97.30%	98.65%	100.00%
	72	73	74
One or more members is/are trans-gendered.	2.70%	0.00%	2.70%
	2	0	2



Q9 Sexual Orientation (people who are attracted to the opposite sex):

68 responses

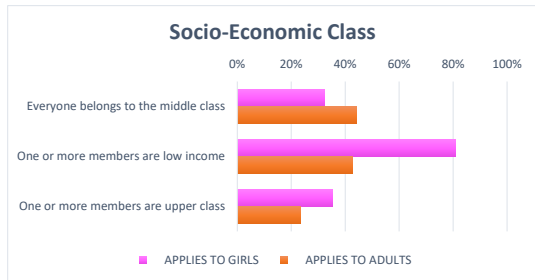
	APPLIES TO GIRLS	APPLIES TO ADULTS	TOTAL RESPONDENTS
Everyone is heterosexual / straight	70.58%	91.17%	95.58%
	48	62	65
One or more members identify as homosexual / gay / bisexual / other	17.64%	8.82%	23.52%
	12	6	16



Q10 Socio-Economic Class (people who belong to the middle class: average annual family income of >\$80,000):

68 responses

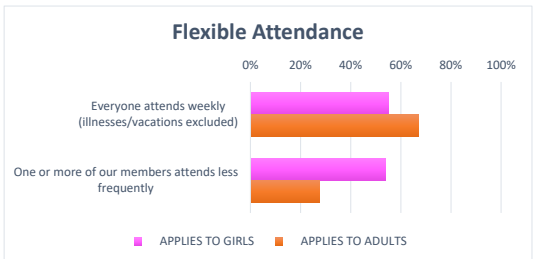
	APPLIES TO GIRLS	APPLIES TO ADULTS	TOTAL RESPONDENTS
Everyone belongs to the middle class	32.35%	44.11%	47.05%
	22	30	32
One or more members are low income	80.88%	42.64%	80.88%
	55	29	55
One or more members are upper class	35.29%	23.52%	38.23%
	24	16	26



Q11 Flexible Attendance (members who cannot attend regular weekly meetings):

76 responses

	APPLIES TO GIRLS	APPLIES TO ADULTS	TOTAL RESPONDENTS
Everyone attends weekly (illnesses/vacations excluded)	55.26%	67.10%	78.94%
	42	51	60
One or more of our members attends less frequently	53.94%	27.63%	64.47%
	41	21	49



Q12 Without disclosing the identities of any girl member, family, or fellow Guider, please use the space below to elaborate on the current diversity that exists within your Unit, if applicable.

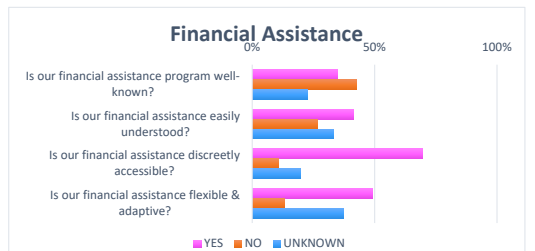
55 responses

Responses were varied but generally supported that most Units have existing diversity in membership (predominantly around abilities, race and religion)

Q13 Do you think our financial assistance program is effectively including girls that would otherwise be excluded due to financial constraints?

76 responses

	YES	NO	UNKNOWN
Is our financial assistance program well-known?	34.67%	42.67%	22.67%
	26	32	17
Is our financial assistance easily understood?	41.33%	26.67%	33.33%
	31	20	25
Is our financial assistance discreetly accessible?	69.74%	10.53%	19.74%
	53	8	15
Is our financial assistance flexible & adaptive?	49.33%	13.33%	37.33%
	37	10	28



Q14 Do you think the program fully includes girls and women that may identify non-dominantly?

74 responses

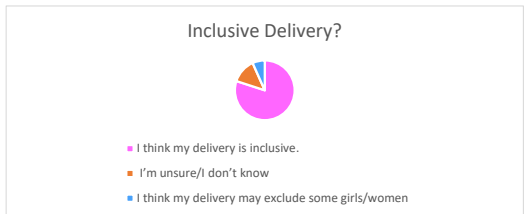
	Inclusive Program?
I think the program is inclusive.	64.86% 48
I'm unsure/I don't know	22.97% 17
I think the program may exclude some girls/women	12.16% 9



Q15 Do you think the current program – as delivered by you – facilitates full inclusion of girls and women that may identify non-dominantly?

75 responses

	Inclusive Delivery?
I think my delivery is inclusive.	80.00% 60
I'm unsure/I don't know	13.33% 10
I think my delivery may exclude some girls/women	6.67% 5



Q16 What barriers to inclusion have you identified? E.g. meeting spaces affiliated with a specific religion

51 responses

Some respondents reported meeting spaces without wheelchair access, language barriers, financial limitations, Guiders who may not have knowledge of necessary program adaptations.

Q17 Do you know of any girls who are currently not in Guiding who could be included if they were offered flexibility in attendance to unit meetings?

73 responses

	Flexible Attendance?
I don't know of any girls who might be included if there were flexible meetings	50.68% 37
I'm unsure/I don't know	31.51% 23
I know of girls who could be included if there were flexible meetings	17.81% 13

